



DEAR PARENTS,

Holidays are the time when we can connect with child in many ways. As you are your child's first teacher, you can encourage your child's love for learning by participating in many activities at home. Working together will help your child build confidence, learn to reason and develop skills necessary for his/her education.

Take your Child for morning yoga, talk about the things that you see around.

Play indoor games with your child.

Let your child help around house doing small jobs like cleaning, watering plants etc.

To spend quality time with your child.

Encourage them to spend time with grandparents.

Communication will play pivotal role in grooming the overall personality of the children. Converse your child preferably in English.

GENERAL INSTRUCTIONS TO BE FOLLOWED WHILE DOING HOLIDAYS HOMEWORK:

Do the work according to the roll numbers.

Holidays home work should be done as per the instructions given on A4, A3 size sheets or charts.

The child should be assessed for the neat handwriting, presentation, creativity.

Parents can be facilitator at home but the work should be done independently by the child in his/ her own handwriting.

Regards

Principal

JVM SR.SEC.SCHOOL

Class 1st

Subject-English

Worksheet-I



<https://whatistheurl.com>

Name : _____

Articles Worksheet

Q. Complete the sentence with the best article.

a

an

1. It is ____ dog.



2. It is ____ egg.

3. It is ____ elephant.



4. It is ____ pot.

5. It is ____ top.



6. It is ____ ant.



7. It is ____ owl.



8. It is ____ fan.



9. It is ____ car.



10. It is ____ igloo.

<https://whatistheurl.com>

Please visit our site for worksheets and charts <https://whatistheurl.com/>

Worksheet -2

Fill in the blanks with is, am or are

1. Anil _____ swimming in the pool.

2. The school bell _____ ringing



3. I _____ Mitthu.

4. Ships _____ sailing in the sea.

5. I _____ not a rabbit.

6. Birds _____ flying in the sky.



7. We _____ happy.


8. Raju and Bobby _____ friends.

9. These children _____ playing in the garden.

10. The Tiger _____ feeling hungry.

11. I _____ not an idiot.

12. This _____ a lotus flower.



Activities

Month- January to June (activity 1 and 2)

- 1. Make a wall Hanging on Naming words**
- 2. Make a list of different types of Swings in the park on A4 size sheet.**

Month- July to December (activity 3 and 4)

- 3. Make a chart on vowels.**
- 4. Paste a picture of your favourite pet and write 10 lines about it.**

NOTE:-

- 1. Do the given worksheets in your holiday's homework notebook.**
- 2. Do the given activities according to your birth month.**
- 3. Learn all the work done in the notebook.**
- 4. Write questions answers of lesson 1 and 2 in holiday's homework notebook.**

Subject – G.K.

Q-1) Choose the correct option:

a) Which of the following is the healthy food?

- i) pizza ii) sweet iii) fruit

b) The _____ help us to think.

- i) brain ii) lungs iii) nose

Q-2) Join with arrow:

ears

smell

nose

hear

tongue

feel

skin

taste

Q2. Activities:-

1). Make a model of our national flag.

2). Paste 5 pictures related to festivals of India.

Do any one activity according to your choice.

Note: - learn lesson 1 to 5 of your GK book.

Subject-Maths
Worksheet - I

CLASS 1 (MATHS)
WORKSHEET

1. What comes before :

- a. _____25
- b. _____30
- c. _____45
- d. _____65

2. What comes after:

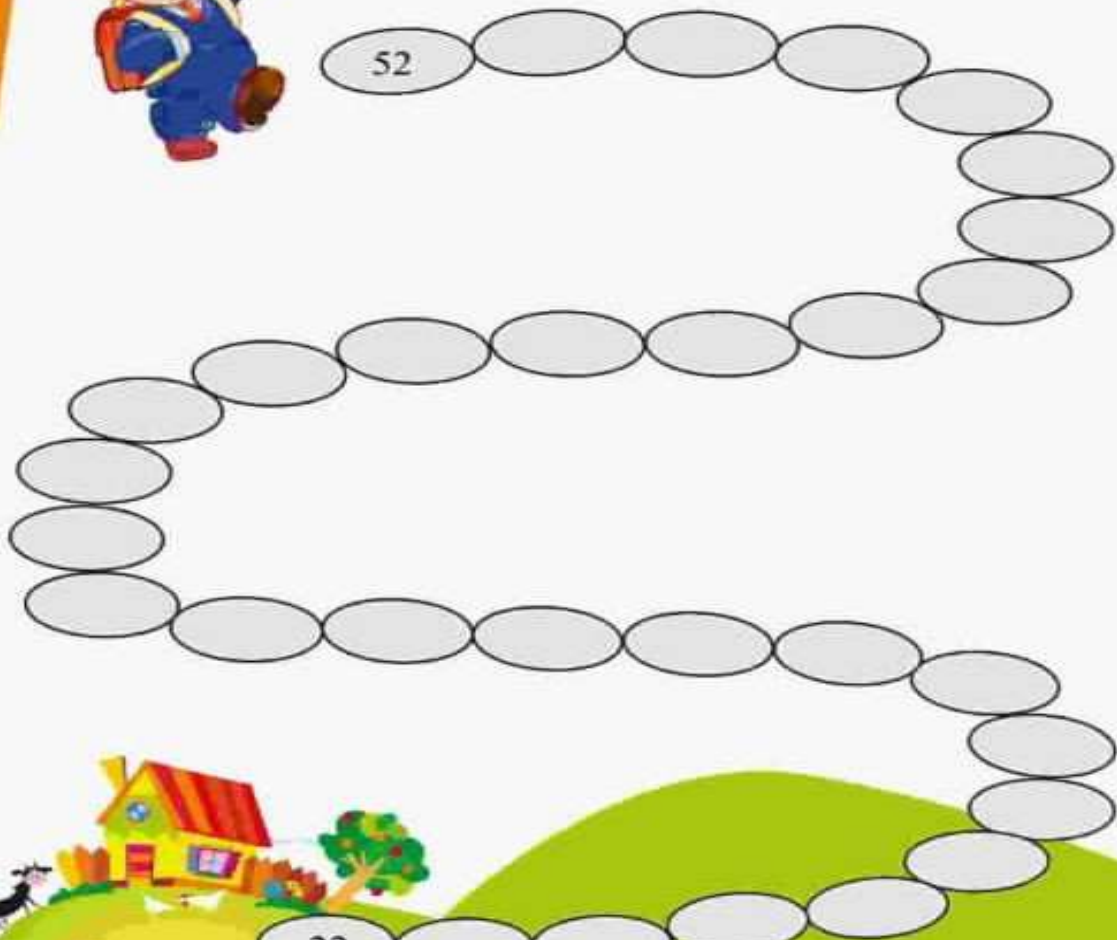
- a. 10 _____
- b. 35 _____
- c. 43 _____
- d. 9 _____

3. What comes between :

- a. 55 _____ 57
- b. 20 _____ 22
- c. 40 _____ 42
- d. 19 _____ 21

Worksheet - 2

Help Sam reach his house with the help of backward counting.

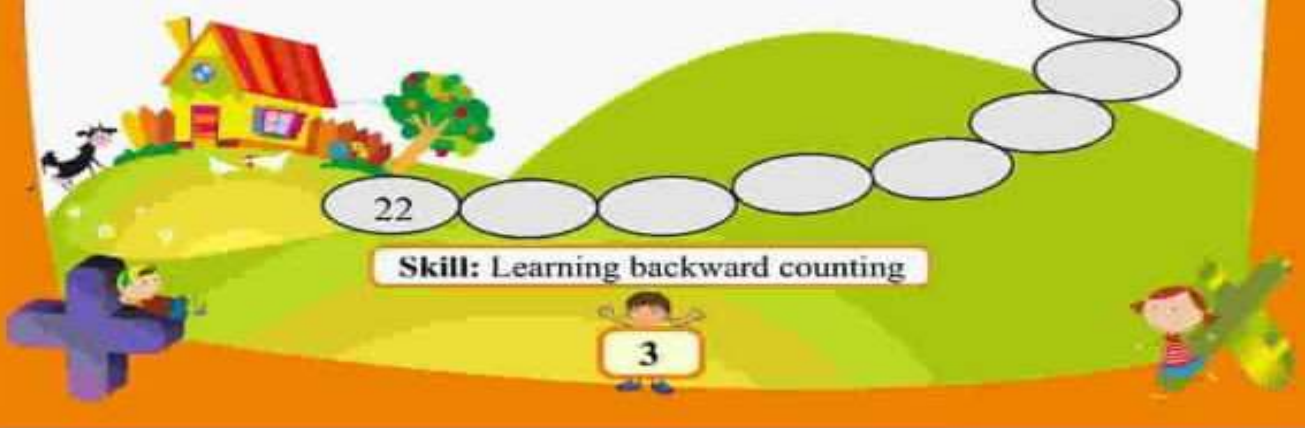


52

22

Skill: Learning backward counting

3



Activities

Month- January to June (activity 1 and 2)

- 1. Make a hand print of you and your father in a scrap book and compare which hand print is bigger or smaller.**
- 2. Draw four vegetables on A4 size sheet out of which three are same and one is different circle the odd one out.**

Month- July to December (activity 3 and 4)

- 3. Make a beautiful chart on tables (2to5).**
- 4. With the help of colourful ice-cream sticks show some sums of addition on a chart paper.**

Note: -

- 1. Do the given activities according to your birth month.**
- 2. Complete unit 1 and 6 in book.**
- 3. Learn tables 2 to 5.**
- 4. Do the given worksheets in your holiday's homework notebook.**

ग्रीष्मावकाश कार्य

विषय - हिंदी

कार्यपत्रक - 1

लिंग

लिंग बदलो - (जैसे : दादा-दादी।)

लड़का - _____
नाना - _____
चाचा - _____
मामा - _____
आदमी - _____
मुर्गा - _____
घोड़ा - _____



सही जोड़ी मिलाइए।

राजा
देव
भाई
काका
शेर
मोर
बकरा

मोरनी
बकरी
शेरनी
देवी
काकी
रानी
बहन



आओ दिनों के नाम सीखें।

सोमवार	_____	_____
मंगलवार	_____	_____
बुधवार	_____	_____
गुरुवार	_____	_____
शुक्रवार	_____	_____
शनिवार	_____	_____
रविवार	_____	_____

नीचे दिए गए दिनों के नाम को क्रमबद्ध कीजिए।

- मंगलवार
- गुरुवार
- सोमवार
- रविवार
- शुक्रवार
- बुधवार
- शनिवार

विपरीत शब्द पर गोला लगाओ।

रात - सुबह शाम दिन कल

नरम - गरम शर्म ठंडा धुप

छोटा - बड़ा खोटा मोटा सीधा

ठंडा - गरम नरम पीला गोरा

गतिविधियां :-

- 1) चार्ट पेपर पर सुंदर व बड़े अक्षरों में आ मात्रा, इ मात्रा, ई मात्रा के पाँच - पाँच शब्द लिखो।
- 2) नकली फूलों की एक माला बनाओ।
- 3) रंग-बिरंगे कागजों की सहायता से गुलाब का फूल बनाओ।
- 4) तितली का चित्र बनाकर उसे सजाओ।
- 5) A4 शीट पर मोर का चित्र चिपकाओ व उसके ऊपर पाँच वाक्य लिखो।
- 6) 'सावन - तीज का त्योहार' विषय पर एक कविता A4 शीट पर लिखो व उसे याद करो।

नोट:-

- ✓ दी गई गतिविधियों में से अपनी पसंद की कोई दो गतिविधियां कीजिये
- ✓ उत्तर पुस्तिका में करवाया गया सारा कार्य याद करो।
- ✓ पाठ - आकाश राधा, चिड़िया आई - तितली आई, का पठन करो व प्रश्न उत्तर ग्रीष्मावकाश उत्तर पुस्तिका में लिखो।





Subject-E.V.S

Worksheet- 1

Look at the pictures showing human development. Label the pictures as ADULT, INFANT, TEENAGER and YOUNG CHILD.



Put the pictures in order to show how we grow. Use the numbers 1, 2, 3, and 4. (4 pts.)

			
<input type="text"/>	<input type="text"/>	<input type="text"/>	<input type="text"/>

**Read the riddles and then write:
Infant, child, teenager, or adult**

1. Are fully grown and can do everything by themselves: _____
2. Is almost an adult _____
3. Spends most of the time sleeping and needs to be looking after: _____
4. Can do some things on their own _____

Worksheet- 2

My Body

Write any function of the given body part:

eyes: _____

nose: _____

ears: _____

fingers: _____

mouth: _____

hand: _____

leg: _____

Did you know?
Our eyes are always
the same from birth.



Meet my friends. Answer their questions.



1. I am John. I am eating. Which body part/parts am I using?

2. I am Mohan. I am skipping. Which body part/parts am I using?



3. I am Sita. I am writing. Which body part/parts am I using?

4. I am Rohan. I am playing football. Which body part/parts am I using?



Skill: Functions of parts of our body

Activities:-

Month- January to June (activity 1 and 2)

- 1) Plant a seed into a small pot and observe the growth of seedling.
- 2) Paste the pictures of the body parts which help us to move in a scrap book.

Month- July to December (activity 3 and 4)

- 3) Take hand impressions of your family members on a chart paper and write your relation with them.
- 4) Paste the pictures of yourself in a scrap book when you were born, when you were 3 years young and how you look today.

✓ **IMPORTANT TO NOTE:-**

1. Do the given activities according to your birth month.
2. Learn all the work done in the notebook and book Exercise.
3. Write Short questions answers of lesson 1 to 3 in holiday's homework notebook.
4. Do the given worksheets in your holidays homework notebook.

Subject- Computer

* Learn the given worksheet and Write & Learn the Question/ Answers of Lesson – 1 and 2 in holidays homework notebook.

A Fill in the blanks-

1. MOUSE has a long tail.
2. When we play music, the sound comes out of a speakers .
3. CPU works like the brain of a computer.
4. A keyboard has buttons on it called key.

B. True or False-

1. We can solve sums on computer. (True)
2. We can do only one thing on a computer. (False)
3. We can only draw on a computer . (False)
4. We can play games on a computer. (True)
5. We can search new things on a computer. (True)

C. Tick the right answer-

1) Which of these is a man - made thing?

- a) Book b) Sun c) Monkey

2) Which of the following can be listen to on the computer?

- a) Rhymes b) Drawing c) Sums

3) Which of these is a natural thing?.

- a) Cup b) Flower c) Hairband

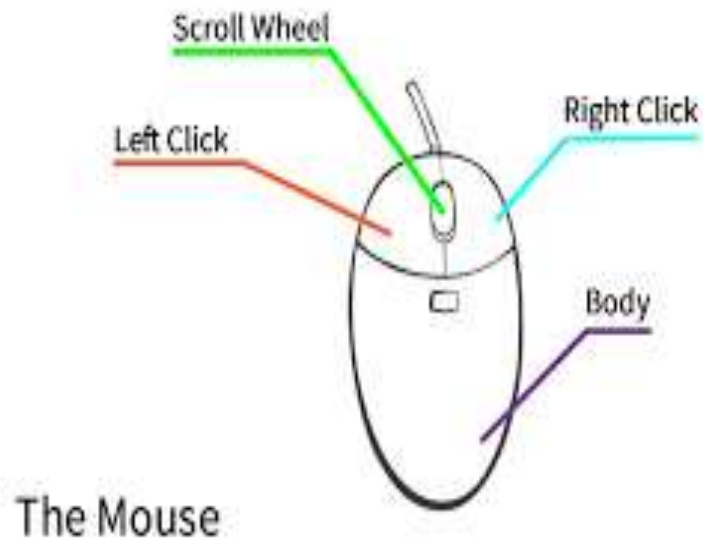
4) Which of these is created by the shopkeepers using a computer?

- a) Bills b) Paintings c) Marksheets

D. Guess my name.

- 1) I help you to watch cartoons and movies. I am the MONITOR.
- 2) I work like the brain of the computer. I am the CPU.
- 3) I give you output on paper. I am the PRINTER.
- 4) I help you to point at things on the Monitor. I am the MOUSE.

E. Colour the picture of mouse and learn the names of its parts.



Subject - Drawing

1. Do practice of a flower, kite and fish 2 times in your Drawing notebook.
2. Do page no.40, 41, 51 and 61 in your drawing book.

★ ABACUS :- Do page. 4,9,10,13,14 & 15 in *Book* *A* by using Abacus Tool.