

The illustration features a bright blue sky with fluffy white clouds, a large yellow sun with orange rays, and two colorful butterflies. A girl with brown pigtails and a red shirt is peeking over a white banner. Below the banner, a boy with orange hair in a green shirt and blue shorts is painting a green tree on a white wall. A girl with red hair in a pink dress is also painting on the wall. The foreground is a green field with yellow sunflowers and a blue flower.

SUMMER HOLIDAY HOMEWORK

CLASS- II
SESSION- 2022-23

DEAR PARENTS,

Holidays are the time when we can connect with child in many ways. As you are your child's first teacher, you can encourage your child's love for learning by participating in many activities at home. Working together will help your child build confidence, learn to reason and develop skills necessary for his/her education.

Take your Child for morning yoga, talk about the things that you see around.

Play indoor games with your child.

Let your child help around house doing small jobs like cleaning, watering plants etc.

To spend quality time with your child.

Encourage them to spend time with grandparents.

Communication will play pivotal role in grooming the overall personality of the children. Converse your child preferably in English.

GENERAL INSTRUCTIONS TO BE FOLLOWED WHILE DOING HOLIDAYS HOMEWORK:

Do the work according to the roll numbers.

Holidays home work should be done as per the instructions given on A4, A3 size sheets or charts.

The child should be assessed for the neat handwriting, presentation, creativity.

Parents can be facilitator at home but the work should be done independently by the child in his/ her own handwriting.

Regards

Principal

JVM SR.SEC.SCHOOL

Holidays Home Work

Session-2022-23

Class-2nd

Instructions:

1. Do all activities according to the roll no.
2. Do all written work in a separate notebook.

SUBJECT-ENGLISH

Question 1. Write plurals of the following:

- | | |
|-----------------|------------------|
| 1. Monkey-_____ | 2. Class-_____ |
| 3. Kite-_____ | 4. Case-_____ |
| 5. Mummy-_____ | 6. Shoe-_____ |
| 7. Boy-_____ | 8. Deesssr-_____ |

Question 2.

CQ. How to recognize and use gender nouns?

Task1: Write M for the masculine and F for the feminine.

1. The tiger is a wild animal. _____
2. This school is only for girls. _____
3. The princess is reading a storybook. _____
4. The king celebrated his birthday last week. _____
5. The hen had laid 10 eggs. _____
6. The heroine was wearing a beautiful dress. _____
7. The bull was tied to a pole. _____
8. His wife surprised him with a gift. _____

Question 3.

Fill in the blanks using the correct concrete noun from the bracket:

1. Don't forget to get the picnic _____ tomorrow.
(cup / show / basket)
2. Mother knitted a _____ for winter.
(saree / sweater / curtain)
3. Rahul rode on his _____ to college.
(bus / car / cycle)
4. Yesterday, father bought a new _____.
(sun / mobile / satellite)
5. Sneha loves to play with her _____.
(fan / sofa / dolls)



Activities

Roll no- 1to 10(Activity 1,2)

1. Make a sign board of your city with yellow base on a cardboard.
2. Make a red and a green flag with coloured paper for station master.

Roll no - 11 to 20(Activity 3,4)

3. Make a picture of bull on a drawing sheet and colour it beautifully.
4. Make a chart on indoor and outdoor games.

Roll no- 21to 32(Activity 5,6)

5. What do you see in the sky during day and at night on a A4 sheet and write 2-2line on each.
6. Make a cloud on drawing sheet and paste cotton on it.

***** Learn all the work done in notebook.**

***** Write Q/Ans of lesson 1 and 3 in holiday H.W note book.**



(श्रीष्मावकाश कार्य)

* चित्रों को पहचानकर वाक्यों में सँज्ञा शब्द भरिए।

1) गरम - गरम _____ पी।



2) पिताजी _____ लाए।



3) मेरा _____ दूर है।



4) यह _____ है।




5) रमन _____ चला।



* नीचे दिए गए शब्द से शब्दलड़ी बनाइए।

कमल





* नीचे दिए शब्दों को चुनकर सही सूची बनाए:-

बैल सहेली चिड़ा महारानी भाभी
चुहिया कुत्ता पोती सिंह धोबी

स्त्रीलिंग		पुर्लिंग
1)	1)	
2)	2)	
3)	3)	
4)	4)	
5)	5)	

* इन शब्दों के एकवचन और बहुवचन के सही जोड़ बनाकर लिखें।

शब्द	एकवचन	बहुवचन
खिलौना	.	.
माला	.	.
तारे	.	.
कली	.	.
आँख	.	.
खिलौने	.	.
तारा	.	.
कलियाँ	.	.
आँखें	.	.
माला	.	.

गतिविधियाँ



DATE
PAGE

- 1) चार्ट पेपर पर कैक का चित्र बनाकर उसमें रंग भरें। (रोल नं० 1-10)
 - 2) अपने मित्र के लिए फोटो फ्रेम बनाओ। (रोल नं० 11-20)
 - 3) घर को सजाने के लिए रंग-बिरंगी बेकार चीजों से सुंदर लड़ी तैयार करें। (रोल नं० 21-33)
 - 4) बंदर और कछुए के लिए आइसक्रीम स्टिक से सुंदर सा घर बनाओ। (रोल नं० 1-10)
 - 5) चार्ट पेपर से बंदर का मुखौटा बनाओ। (रोल नं० 11-20)
 - 6) A4 sheet पर तुलसी का चित्र बनाकर उसके पाँच फायदे लिखें। (रोल नं० 21-33)
- * पाठ 1 से 4 के प्रश्न उत्तर अपनी उत्तर पुस्तिका में लिखें।
 - * पाठ 1 से 4 अभ्यास सहित याद करें।
 - * सारी व्याकरण जो कक्षा में कवर्डि गई हैं उसे याद करें।

Subject –Maths

Question 1

1. Mental Maths:

- a) $85 =$ _____ (write the number name)
- b) $20 + 6 =$ _____
- c) $3 \times 7 =$ _____
- d) Sixty three = _____ (write the number)
- e) $14 + 5 =$ _____
- f) $3 \times 9 =$ _____
- g) 401 is a _____ number. (even / odd)
- h) $43 + 10 =$ _____
- i) Circle the even number: 783, 291, 476, 337
- j) $4 \times$ _____ = 24

Question 2.

Counting backwards write 69 – 58.

(1) 69 _____ _____ _____ _____ _____

(2) _____ _____ _____ _____ _____ _____

Put > or < sign in the blank space.

(1)	$60 + 7$	_____	48		$90 - 4$	_____	85
(2)	$33 + 1$	_____	27		$70 - 7$	_____	66
(3)	$46 + 2$	_____	53		$50 - 5$	_____	50

Question 3.

Write in increasing order.

(1) 48, 75, 32, 68, 48, 58

(2) 72, 84, 43, 100, 32, 99

Question 4.

Write in decreasing order.

(1) 92, 48, 85, 62, 39, 100

(2) 14, 98, 76, 85, 45, 68

Activities

Roll no 1 to 10 (Activity 1,2)

1. Draw a caterpillar on a chart. Write any no in form of missing no with the help of buttons.
2. Paste or draw the pictures of any 5 household objects in ascending and descending order according to their size. (On a chart)

Roll no 11 to 20 (Activity 3,4)

3. Make as many circles on A4 sheet and color them now make pairs of even and odd numbers with black colour. like ●●. ●●●. ●●●●
4. Make symbols of +, -, ×, ÷ with the help of pencil or ice cream sticks.

Roll no 21 to 32 (Activity 5,6)

5. Make an Abacus tool as shown in your book with the help of empty box, pencil and beads.
6. Make a beautiful chart on place value and face value.

**** Learn and write tables 2 to 13 in holiday H.W note book.

**** Complete Unit 1,2, and 3 in book.

**** Learn counting 1501 to 1800

Subject -EVS

Activities

Roll no 1to 10 (Activity 1,2)

- 1.Paste your photo and write ten lines on my self . (onA4 sheet)
2. Make a first aid box using shoe box.

Roll no 11 to 20 (Activity 3,4)

3. Paste your photo and write ten lines on myself.(on A4 sheet
4. Paste or draw some internal parts of body and decorate with waste materials on a chart.

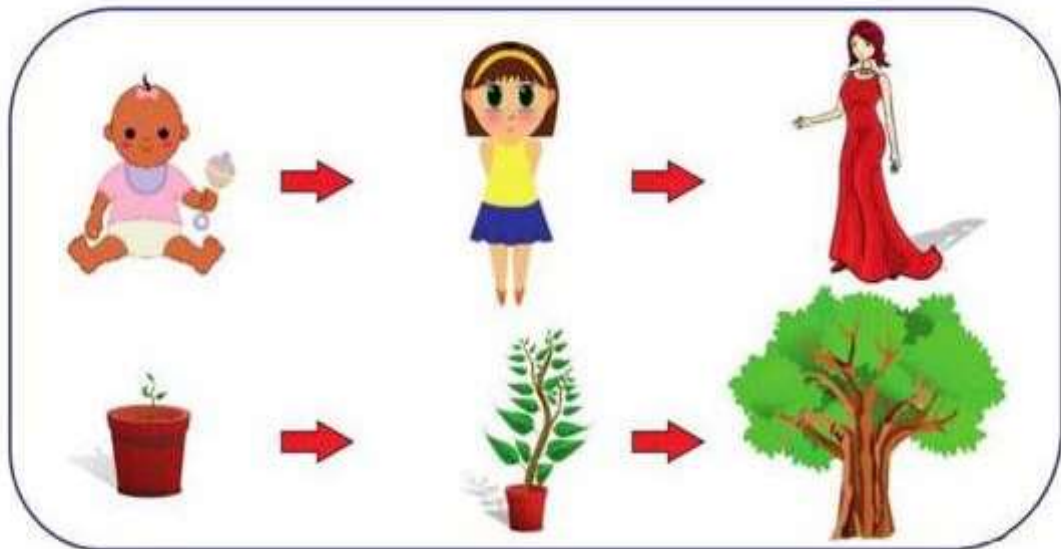
Roll no 21 to 33(Activity 5,6)

- 5.Paste your photo and write ten lines on myself (on A4 sheet)
6. Make a yoga diary using yoga pictures.

**** Learn and write short questions answers of lesson 1-4in holiday H.W note book.

**** Learn question answers of lesson 1-4

Compare the two sets of picture and answer the following:



1. Do you notice increase in size? (Yes / No)

Lady _____ Tree _____

2. Have they developed new parts as they grow bigger? (Yes / No)

Lady _____ Tree _____

3. Will they continue to grow further? (Yes / No)

Lady _____ Tree _____

4. Who will live for a greater number of years?

Lady _____ Tree _____

A living object breathes, moves, eats, grows, feels and reproduces. Write how a crow does all this.

1. Breathe –

2. Move –


3. Eat –

4. Grows –

5. Feel –

6. Reproduce –

Identify and names parts of the body correctly.



About your family :

1. How many members are there in your family ?

.....

2. Write name of your family members .

.....

3. Is your family a small,big or joint family ?

.....


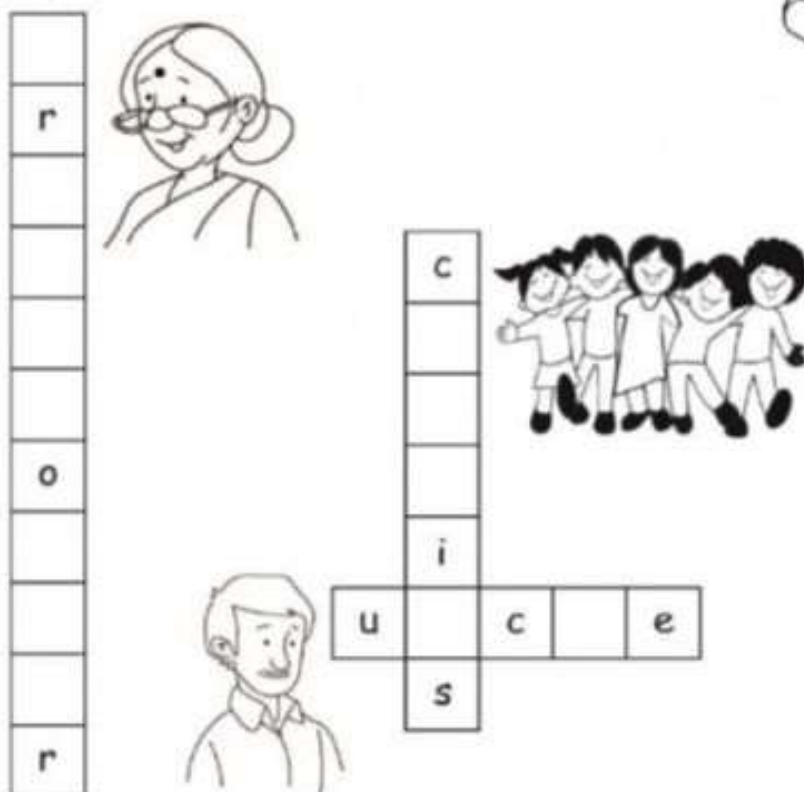

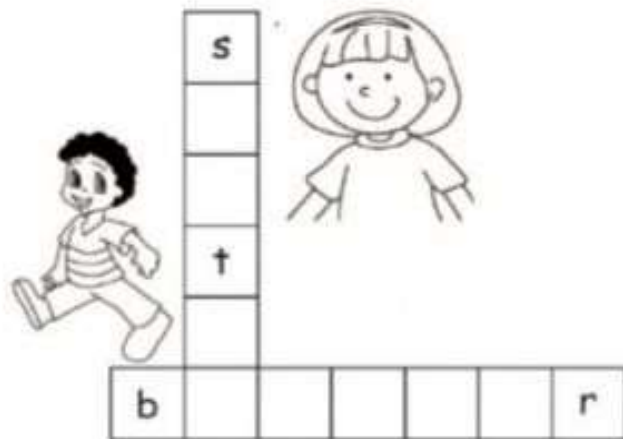
Family Tree :

Paste your family member's photoes in the given family tree.



Complete the crossword with the help of words given and write the names of family members.

sister	aunt	brother	grandmother	father
grandfather	mother	uncle	cousins	



Subject- Computer

*** Learn the given worksheet and Write& Learn the Question/Answers of Lesson – 1 and 2 in holidays homework notebook.**

A Fill in the blanks-

- ❖ In School computer is used to keep fee records of students.
- ❖ A computer that is kept on the table is called a Desktop.
- ❖ At Home computer is used to study and play games.
- ❖ A computer works at a very high Speed.
- ❖ In Hospitals , doctors use computer to prepare medical report.

B True or False-

1. Working of a computer is based on the IPO cycle. (True)
2. CPU works like a brain of computer. (True)
3. Mouse is the processing device. (False)
4. Milk is an input in Mango shake. (True)
5. Computers make our work easy. (True)
6. A computer has no feelings or emotion. (True)

C. rearrange the letters to get meaningful words.

P	U	I	N	T
---	---	---	---	---

INPUT

O	U	P	U	T	T
---	---	---	---	---	---

OUTPUT

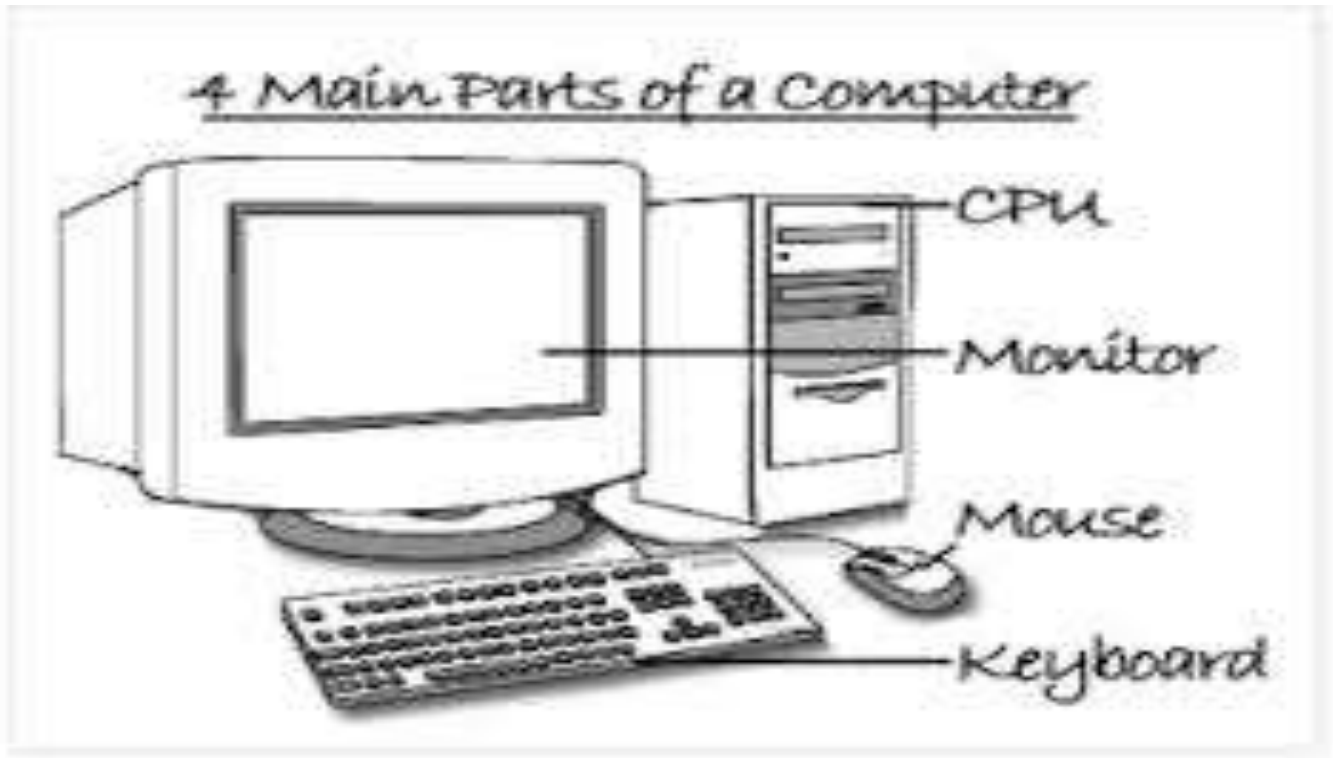
O	C	E	S	S	P	R
---	---	---	---	---	---	---

PROCESS

Instructions:- Do any two activities of your choice.

- ❖ Write some real life examples of IPO cycle on A4 size sheet.
- ❖ Paste parts of computer on a chart.
- ❖ Draw a picture of Mouse and label it.
- ❖ Paste pictures of Input devices on a A4 sheet.
- ❖ Paste pictures of Output devices on a A4 sheet.

Colour the picture of computer and learn the name of its parts.



Subject - Drawing

Do page no. 56,57,68,69 in your drawing book with the help of your parents.

Subject -G. K.

Activities

- * Make a Collage on fruits, vegetables and beverages which you get in during summer seasons. (Roll no 1-33)
- * Learn lesson 1-10

Listen To The Sound And Match It To The Animal



Moo....Moo...

Quack...Quack

Neigh...Neigh....


Baa....Baa...

Woof....Woof..

Oink...Oink...

Cluck...Cluck...

Meow..Meow..



Read the clue and fill in the missing letters to know the word.



1. A bug with eight legs

__ p __ __ r

2. Girl with a little lamb

__ __ __ y

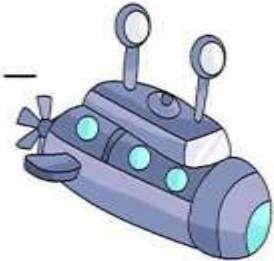


3. A sport

__ c __ e __

4. Underwater boat

S __ __ a __ __ __



5. Round map of the world

__ __ __ b __

6. Brand of chocolate

__ s __ e



7. The capital of India

__ w D __ __ i

8. A healthy food

P __ __ i __ __

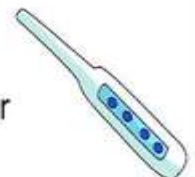


9. A yellow flower

__ r __ __ l __

10. A tool to measure temperature

T __ __ m __ e __ r



What animal am I?

Q1) I eat grass and I provide milk to human beings. I have 4 legs.

- a) Dog b) Cow c) Money d) Cat

Q2) I am a soft and furry pet. I have sharp teeth and claws. I like to eat mice.

- a) Ox b) Bear c) Cat d) Elephant

Q3) I can smell things and have 4 legs. I can wag my tail and like to play.

- a) Tiger b) Goat c) Elephant d) Dog

Q4) I am very big and heavy. I have 4 legs and 2 big ears. My long nose is known as trunk.

- a) Zebra b) Tiger c) Elephant d) Monkey

Q5) I have 2 legs, 2 wings and a tail. I eat worms and insects. I lay eggs.

- a) Beer b) Hen c) Cow d) Lion

Q6) I am very big and furry. I live in the woods. I have a big nose, 4 legs and a tail.

- a) Bear b) Tiger c) Dog d) Spider

ABACUS = Do pg. 3,4,6,8,9,(11 to 15 sums),10 (6 to 15 sums) in Book C by using Abacus Tool.